

Shell Scheme Order Form

Contact Name:	Event Date: 8th—10th December 2020
Event: Flood & Coast	Hall Name/No.:
Company Name:	Stand Number:
Company Address:	
Tel Number:	Date:
Email Address:	Signed:

SHELL SCHEME	Cost	Quantity	Total
Shell scheme including printed fascia board	£12.75/sqm		
OPTIONAL EXTRAS			
Shell Scheme Lockable Office (1m x 1m)	£172.00		
Additional Shell Scheme Panel for Office (per panel)	£65.00		
White Muslin Ceiling	£14.00/sqm		
	VAT		
	Total		

Your company name and stand number will be supplied on a standard fascia panel fixed to the front of your stand. Please fill in this section of the form to ensure your name panels are correct.

NAME THAT YOU WISH TO APPEAR ON YOUR SHELL SCHEME STAND

Please print in CAPITALS as mistakes resulting from illegible handwriting will be charged for.

Please note that the deadline for name boards is 3 weeks prior to the event date.

No more than 32 characters can be used. Alterations after the deadline will be charged at £25+vat per board.

All orders received less than 15 working days before the event build will be subject to a 20% surcharge.

Stagecraftuk reserve the right to substitute specified equipment with a suitable alternative if necessary. All orders are subject to Stagecraftuk's terms and conditions. Goods/Services will not be supplied unless fully paid for in advance. Please tick the box below indicating how you would like to pay:

Please state if invoicing name/address is different from the above.

Invoice
(For BACS payment)

Cheque
(Payable to Stagecraftuk)

Credit/Debit Card

Please return your forms to:

Email: Sales@stagecraftuk.com Post: Stagecraftuk, St Quentin Gate, Telford, Shropshire, TF3 4JH

Fax: 01952 281553 Tel: 01952 281600



Shell Scheme Order Form

Please indicate using the grid below the layout of additional panels ordered. Please also fill in the surrounding stand numbers so that the stand orientation can be attained.

Stand Number

↑

Stand Number

←

Stand Number

→

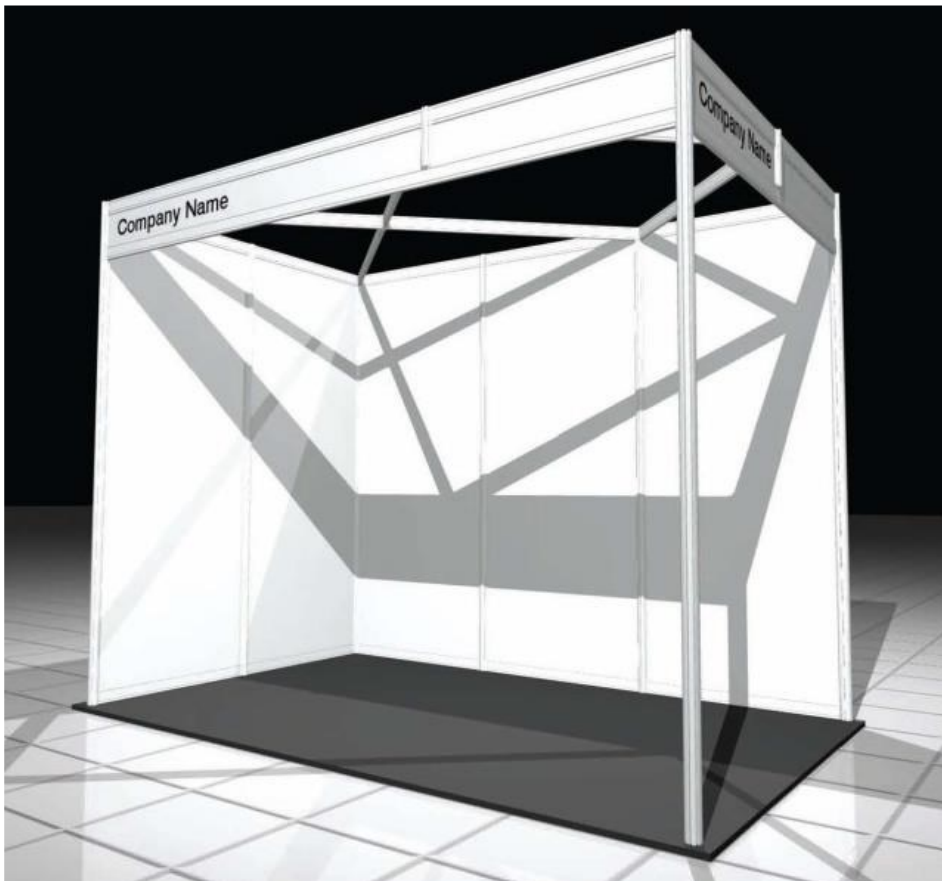
Front of Stand

Your Stand Number

- Stand height is 2500mm from the floor to the top of the stand.
- Maximum internal height is 2430mm to allow for the ceiling grid structure.
- The white Foamex wall panels are 2350mm high x 970mm wide.
- The maximum visible area of the wall panels are 2340mm high x 950mm wide.
- If printing graphics to overlay on the existing wall panels the graphics should be 2340mm x 950mm, and should be fixed to the panels using one of the approved methods listed below.
- If printing graphics onto Foamex to replace the existing wall panels then the Foamex should measure 2350mm high x 970mm wide x 3mm thick, and the artwork should be 2340mm x 950mm.
PLEASE NOTE: IF PRINTING WALL PANELS THE REAR OF THE PANEL NEEDS TO BE PLAIN WHITE AS THIS WILL BACK ONTO ANOTHER STAND.

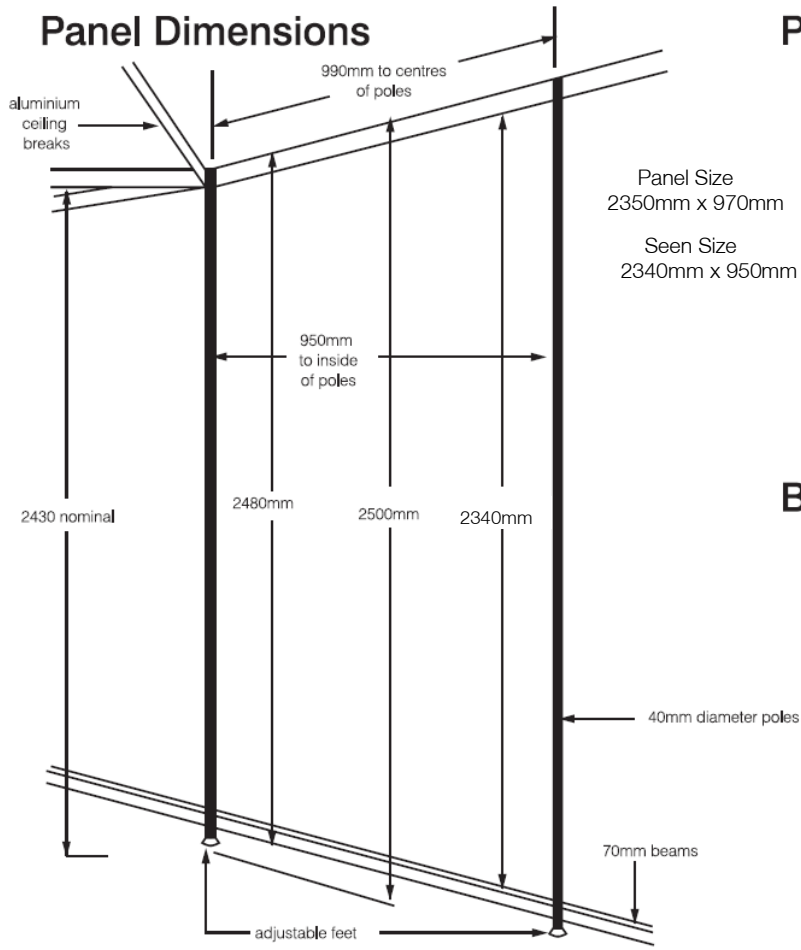
Please observe the following do's and dont's to avoid chargeable damage to the system:

<p>DO NOT USE:</p> <ul style="list-style-type: none"> Nails Screws Pins Staples Paint Anything with a strong adhesive. 	<p>DO USE:</p> <ul style="list-style-type: none"> Double sided tabs Self-adhesive velcro hook and loop Panel brackets
---	---

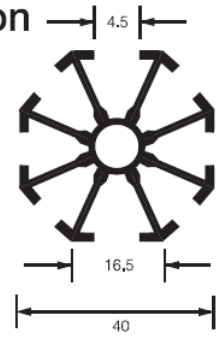


Example of a 3m x 2m stand

Panel Dimensions



Post Section



Beam Section

